


# Modulare Origami - Modelle

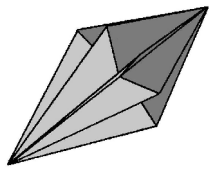


von Klaus-Dieter Ennen

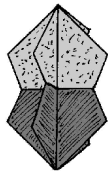


29 Modelle - mit Schritt für Schritt Anleitungen

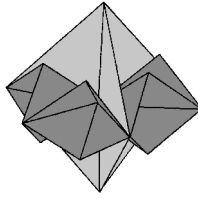
# Inhalt:



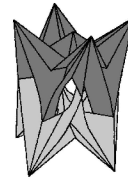
Baum-Schmuck 1  
Seite 18




Baum-Schmuck 2  
Seite 19



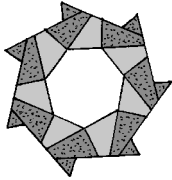
Baum-Schmuck 3  
Seite 20



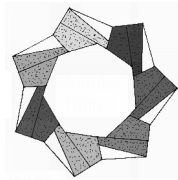
Baum-Schmuck 4  
Seite 23



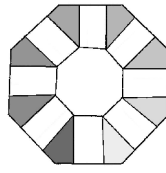
Windrad  
Seite 25




Modular-Ring 1  
Seite 27



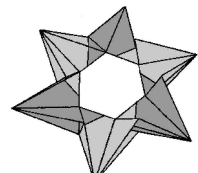
Modular-Ring 2  
Seite 28




Modular-Ring 3  
Seite 31



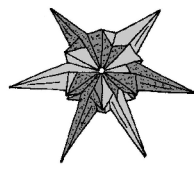
Stern 1  
Seite 34



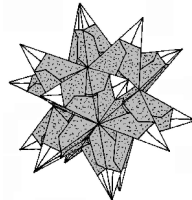
Deko-Stern  
Seite 36



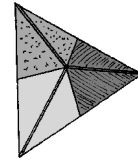
Stern Carola  
Seite 38



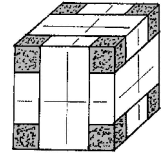
Modular-Stern  
Seite 41



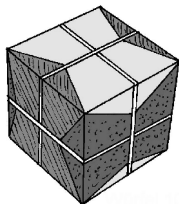
Stern 3  
Seite 43



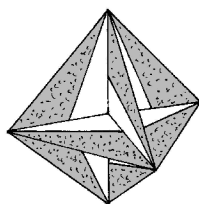
Tetrahedron  
Seite 46



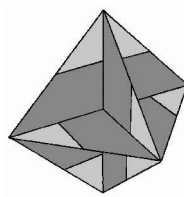
Würfel 1  
Seite 47



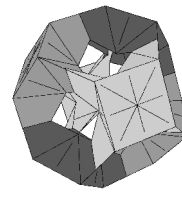
Würfel 2  
Seite 49



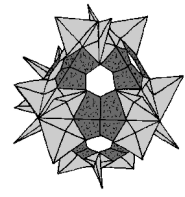
Octahedron 1  
Seite 52



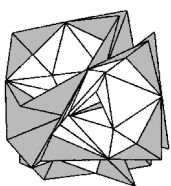
Octahedron 2  
Seite 54



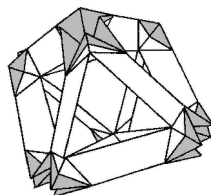
Modularis 1  
Seite 56



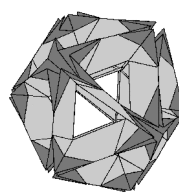
Modularis 2  
Seite 59



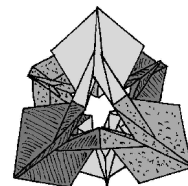
Modularis 3  
Seite 62



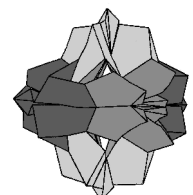
Modularis 4  
Seite 65



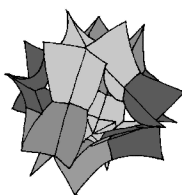
Modularis 5  
Seite 68




Modularis 6  
Seite 70



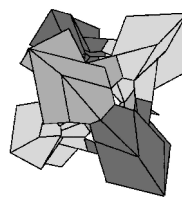
Modularis 7  
Seite 73



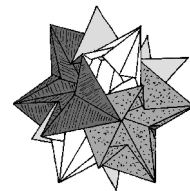
Modularis 8  
Seite 76



Modularis 9  
Seite 76



Modularis 10  
Seite 80



Modularis 11  
Seite 83